



P-10
Mandatory stop
450 x 450



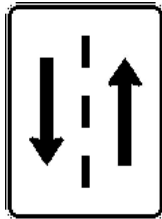
P-10
Mandatory stop
450 x 450




P-70
Speed limit
300 x 375



P-70-P
Residential area
300 x 150



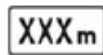
P-80-3
Two-way
traffic
300 x 375



P-90-D
Obstruction to
avoid
300 x 375



P-130-58
Passenger in
added seat prohibited
(300 x 600)



P-245-P-2
Distance to travel before
requirement begins
(300 x 150)



P-230-P
Requirement
ends
(300 x 150)