
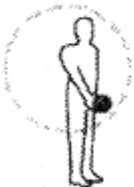






Signal	Presentation	Indication
(1) 	Hand, flag or lantern swung from side to side at right angle to the track.	Stop
(2) 	Hand, flag or lantern swung in a circle at right angle to the track at a speed in proportion to the speed required.	Move backward
(3) 	Hand, flag or lantern raised and lowered at a speed in proportion to the speed required.	Move forward
(4) 	Hand, flag or lantern held horizontally at arm's length.	Reduce speed
(5) 	Hand, flag or lantern raised and swung horizontally above the head, at right angle to the track when standing.	Apply air brakes
(6) 	Hand, flag or lantern raised and held at arm's length above the head when standing.	Release air brakes

Any object waved violently by anyone on or near the track is a signal to stop.